



# **MADISON - PLAINS** **LOCAL SCHOOL DISTRICT**

## Monthly Financial Report

2024-2025 FUND Balance and Budget Analysis

@2023 Frontline Education Fiscal Year start through Jan analysis.

1



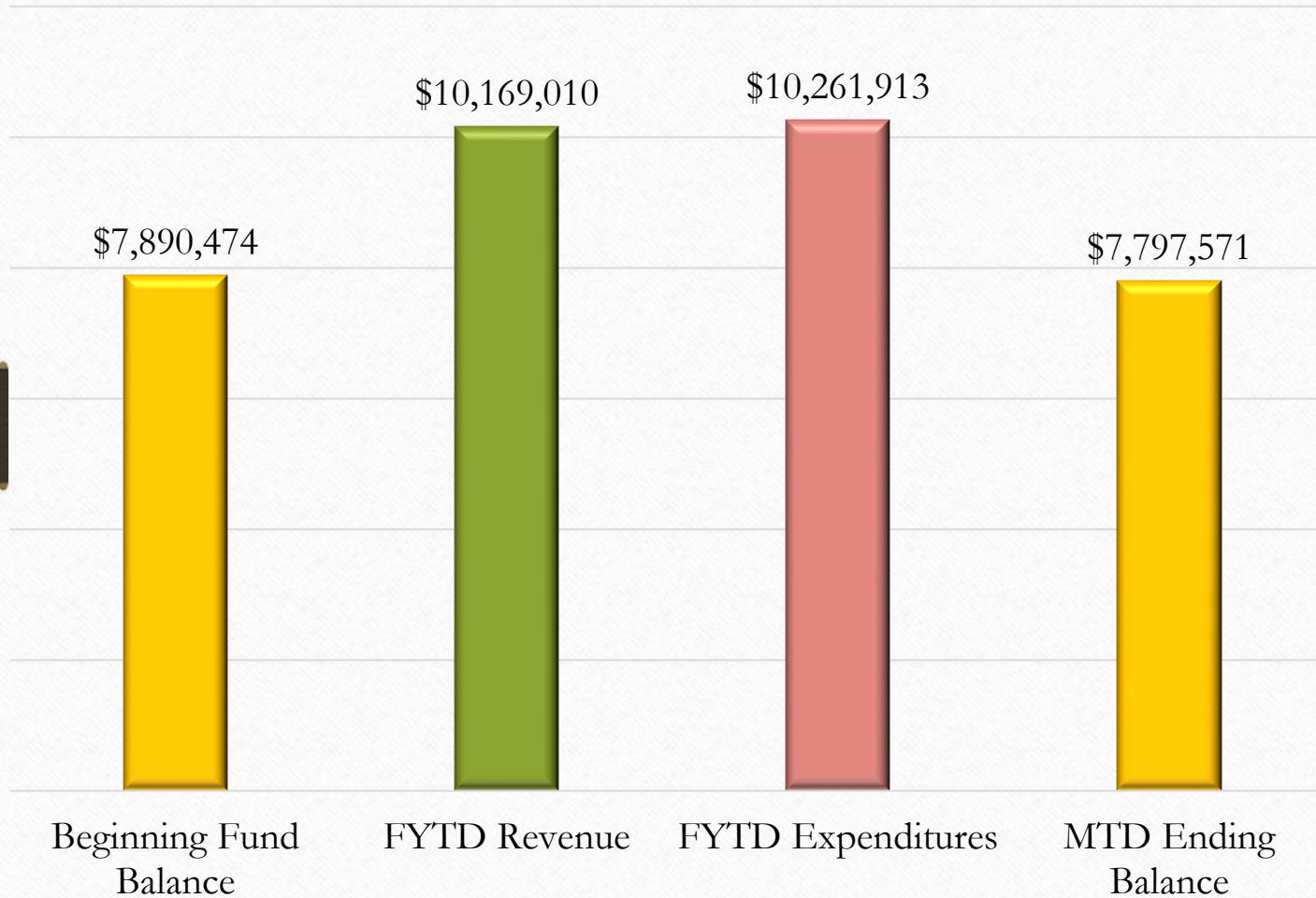
# Index

- **Page 3 – Operating Fund(s) summary – FYTD**
  - Compares Beginning Balance, Revenue, Expenditures, Ending Fund Balance through Current Month
- **Page 4 – Percentage of Annual Revenue Received**
  - Shows percentage of revenue received and amount remaining compared to budget.
- **Page 5 – Percentage of Annual Budget Expended**
  - Shows percentage of budget expended and amount remaining compared to budget.
- **Page 6 – Revenue YTD Year-Over-Year Compare**
  - Compares revenue through the current month to last year's same time period.
- **Page 7 – Expenditure YTD Year-Over-Year Compare**
  - Compares expenditures through the current month to last year's same time period.
- **Page 8 – Revenue MTD Year-Over-Year Compare**
  - Compares revenue for the current month to last year.
- **Page 9 – Expenditure MTD Year-Over-Year Compare**
  - Compares expenditures for the current month to last year.
- **Page 10 – Projected Year-end Fund Balance Compared to Prior Year's**
  - Compares the current year-end projected (cash flow actual + estimated) to the prior year-end and calculates the days cash on hand.
- **Page 11 – Budgeted Fund Balance Compared to Cash Flow Trend**
  - Compares the budgeted fund balance at year-end to the current cash flow (actual + estimated) and analyzes for favorability





# Operating Fund(s) Summary - FYTD



January's ending fund balance is down (\$92,903) compared to the July 1 beginning balance.



# Percentage of Annual Revenue Received

% of Annual Budgeted Revenue  
Received

**50%**

Budget Months Completed

**58%**

Revenue received through January totals \$10,169,010 of the annual budgeted total of \$20,158,709. The amount of budgeted revenue remaining is \$9,989,699.



# Percentage of Annual Budget Expended

% of Annual Budgeted Expenditures Spent

53%

Budget Months Completed

58%

Expenditures through January total \$10,261,913 of the annual budgeted total of \$19,382,004. The amount of budgeted expenditures remaining is \$9,120,091.





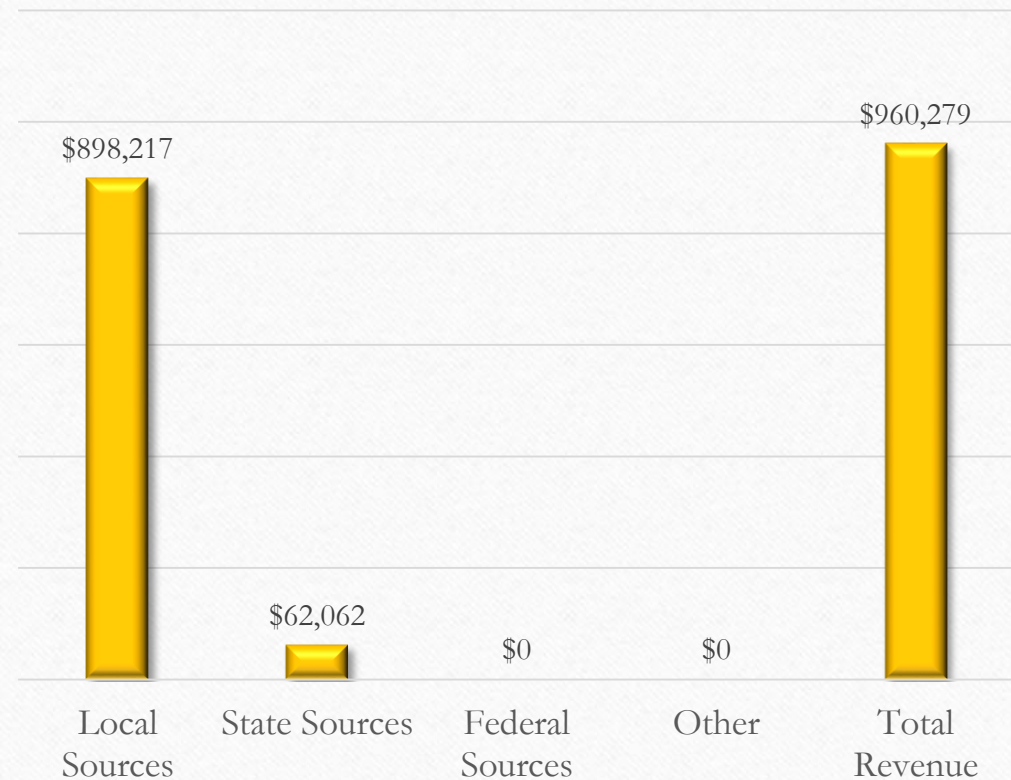
# Revenue YTD Year-Over-Year Compare

Total Revenues



Through January revenue is up \$960,279 compared to last year, a year-over-year change of 10%.

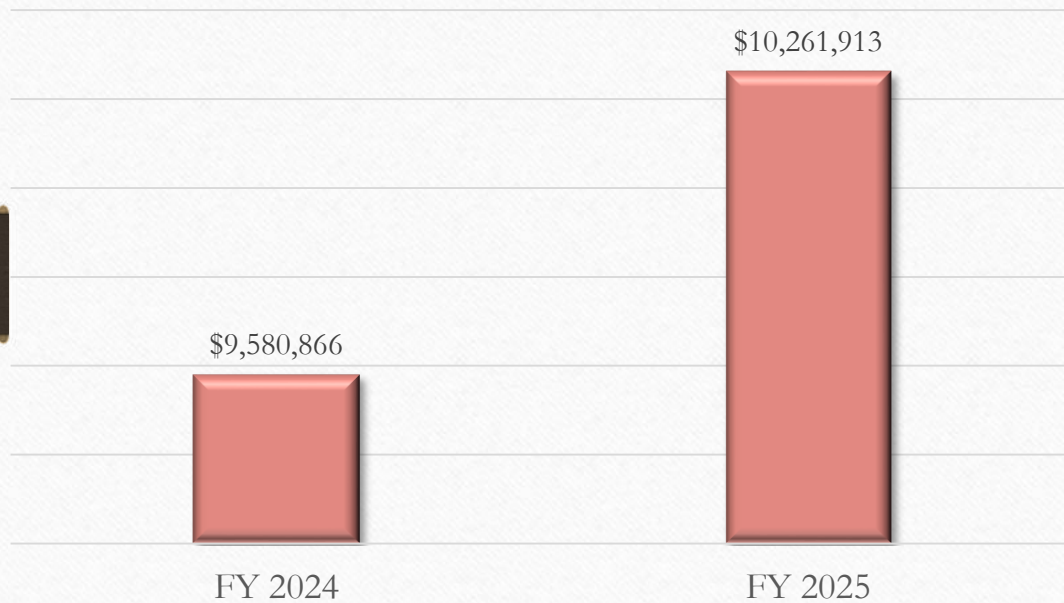
Year-Over-Year Change





# Expenditure YTD Year-Over-Year Compare

Total Expenditures



Year-Over-Year Change



Through January expenditures are up \$681,047 compared to last year, a year-over-year change of 7%.



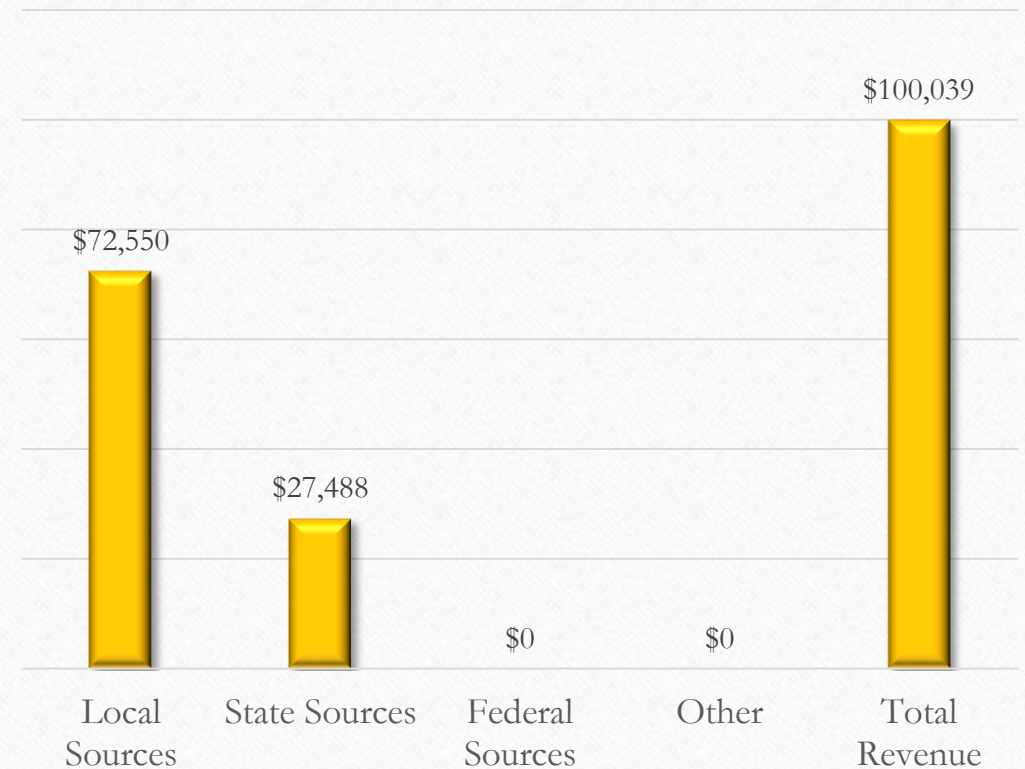
# Revenue MTD Year-Over-Year Compare

Total Revenues



For the month of January revenue is up \$100,039 compared to last year, a year-over-year change of 9%.

Year-Over-Year Change

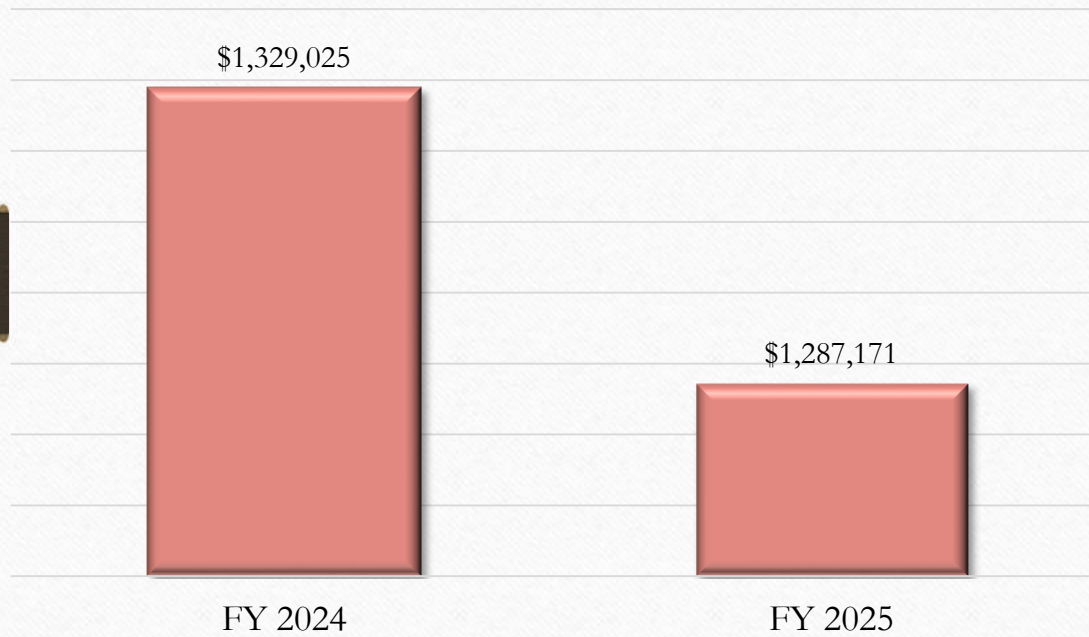






# Expenditure MTD Year-Over-Year Compare

Total Expenditures



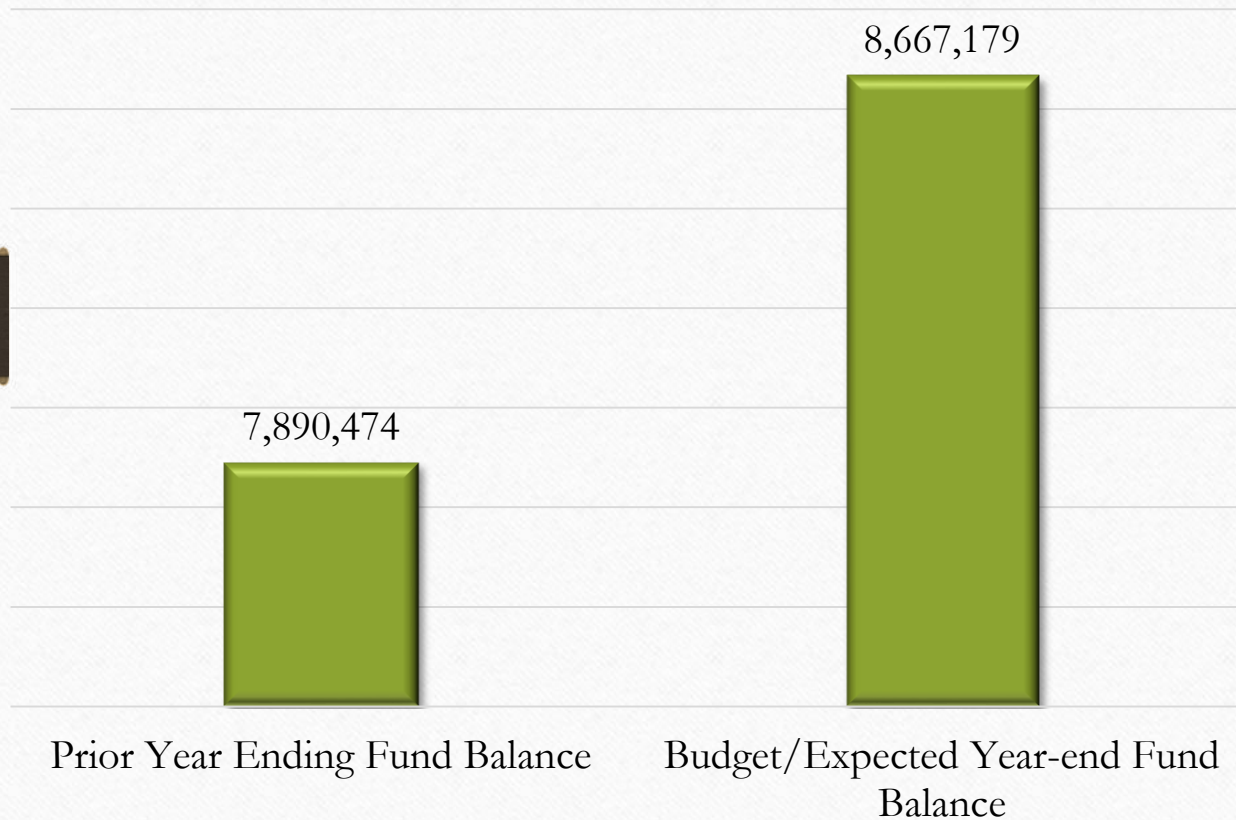
Year-Over-Year Change



For the month of January expenditures are down -\$41,854 compared to last year, a year-over-year change of -3%.



# Projected Year-end Fund Balance Compared to Prior Year's

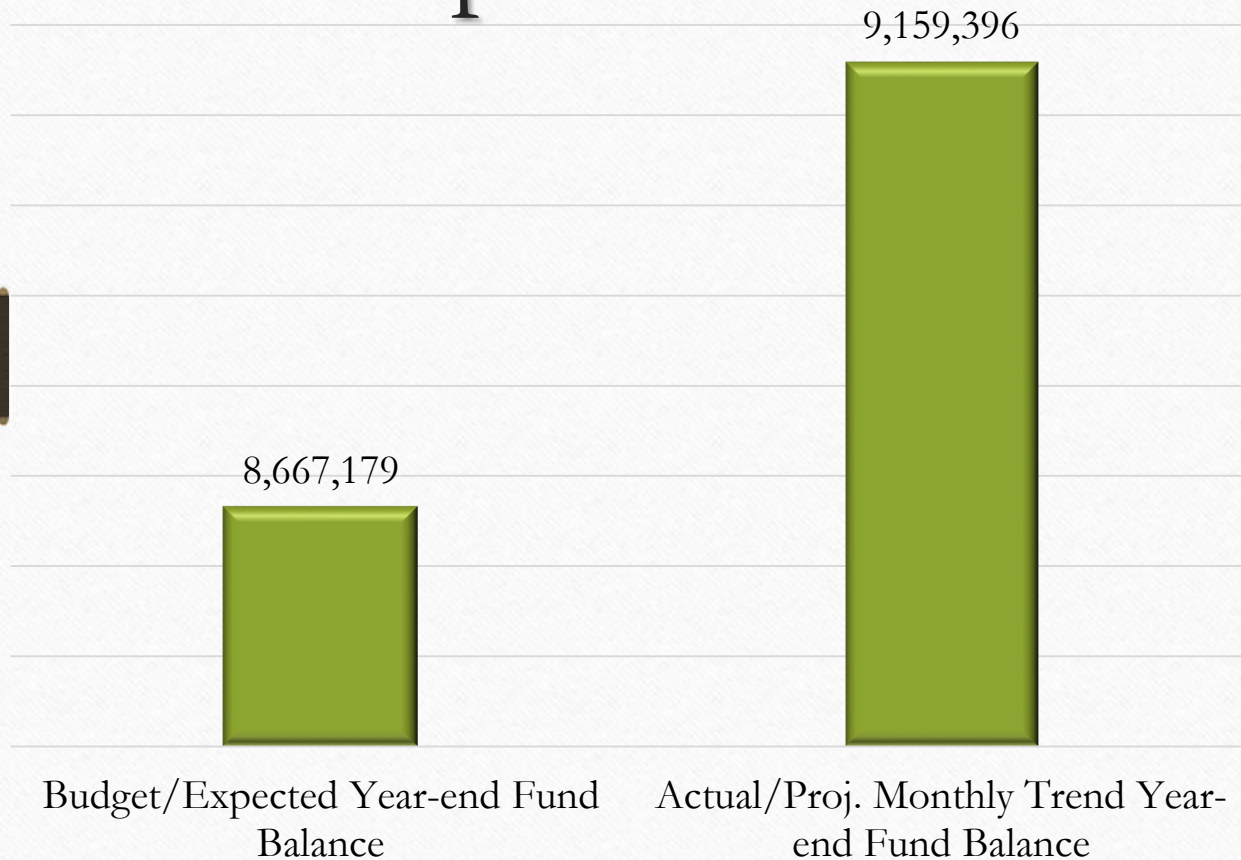


The current budget shows that for FY 2025 revenue exceeds expenditures and the district's fund balance will increase \$776,705 compared to last year. The June 30, 2025 fund balance represents approximately 163 days cash on hand.





# Budgeted Fund Balance Compared to Current Cash Flow Trend



The budgeted 2025 fund balance was expected to be \$8,667,179, current fund flow (trend) estimates suggest a favorable trend which is \$492,216 higher.